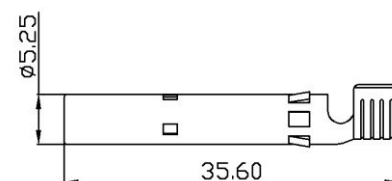
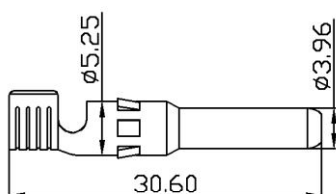
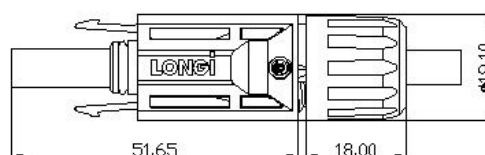
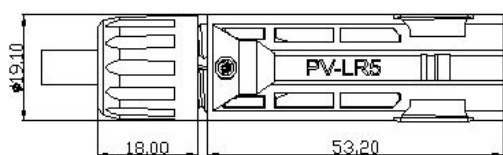
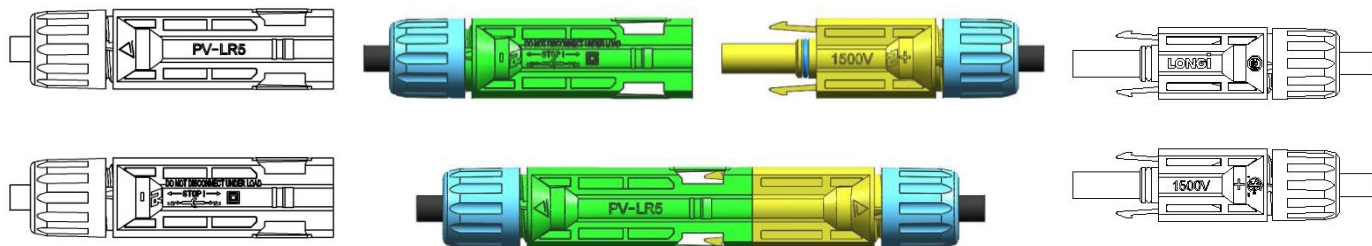




en.longigroup.com

LONGi



技术参数

Technical data

额定电流 Rated current	30A
额定电压 Rated voltage	1500V(TUV) 1500V(UL)
连接线规格 Wire Type	4mm ²
适用线缆外径 Suitable for cable outside diameter	I 型 $\phi 5.6\text{mm} < \text{OD} \leq \phi 6.6\text{mm}$ II 型 $\phi 6.6\text{mm} < \text{OD} \leq \phi 7.2\text{mm}$ III 型 $\phi 4.5\text{mm} \leq \text{OD} \leq \phi 5.6\text{mm}$
注：正常发货为 I 型连接器，如有特殊需求，请联系	

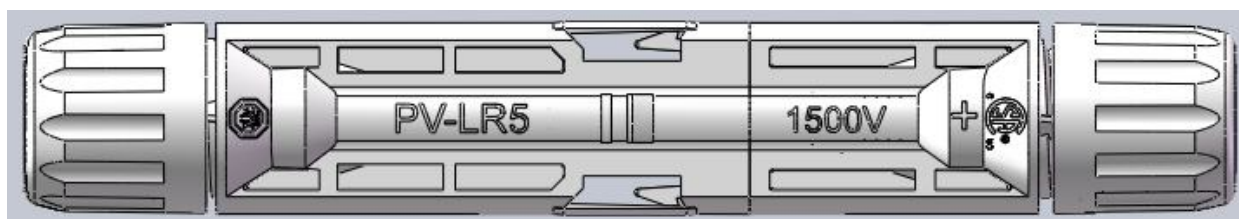
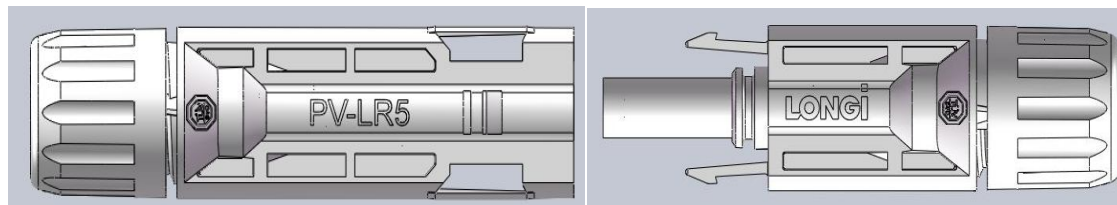
防护等级，插合状态 Degree of protection ,mated	IP68(1.2m,1h)
触摸保护，未插合状态 Degree of protection ,unmated	IP2X
环境温度范围 Ambient temperature range	-40℃...+85℃
安全等级 Safety class	II



en.longigroup.com

LONGi

PV-LR5 连接器安装使用介绍 Assembly Instruction of PV-LR5



PV-LR5

工具名称 Tool Name



压线钳
crimping plier



剥线钳
wire stripper



扳手
wrench


1.用剥线钳将线缆剥头，剥头长度为 $7.0 \pm 1.0\text{mm}$ 。无铜丝剥断。

Use wire stripper to peel off the wire jacket. The length of wire stripping is $7.0 \pm 1.0\text{mm}$. There is no copper break.



2. 先将插针（或插孔）U形处放在压线钳钳口处，再将剥皮后的电缆线放在插针（或插孔）U形上，放到底，将线皮贴紧U形开口处，再用压接钳压紧直到压接钳可自由松开(或用台式双用精密压力机冲压)，连接力 $\geq 310\text{N}$ 。

The first put the pin (or socket) U shape on the crimping pliers jaw, the cable peeled on the pin (or socket) u, put in the end, the line of skin tight U shaped opening, and then pressed until the crimping pliers crimping pliers can be free to loosen.(Or use the precision press), Crimping Force $\geq 310\text{N}$.



3.把插针插入负极塑件（插孔插入正极塑件），听到“嗒”声后，往外轻拉不脱出，并且顺时针方向转动半圈，正负极塑件无阻碍，能自由顺畅转动为到位。

Push the pin into the negative plastic part (Push the socket into the positive plastic part) hear "click" sound, gently pull the cable, not out is OK. And clockwise rotation half circle , positive and negative plastic parts without obstruction, free and smooth rotation that was assembly in place.



插针



插孔

4.把工具 1 固定于正极/负极塑件，使用工具 2 顺时针转动螺帽，把螺帽拧紧，力矩为 2.0-3.0Nm（根据线缆类型，紧固力矩有所不同）。

The tool 1 is fixed to the negative pole plastic part and Using the tool 2 clockwise to tighten the nut. Torque is 2.0-3.0Nm.



工具 1

工具 2




5.把工具 1 固定于正极塑件，使用工具 2 顺时针转动螺帽，把螺帽拧紧，力矩为 2.0-3.0Nm（根据线缆类型，紧固力矩有所不同）。

The tool 1 is fixed to the cathode plastic part and Using the tool 2

clockwise to tighten the nut. Torque is 2.0-3.0Nm.



6.参考距离(reference range):

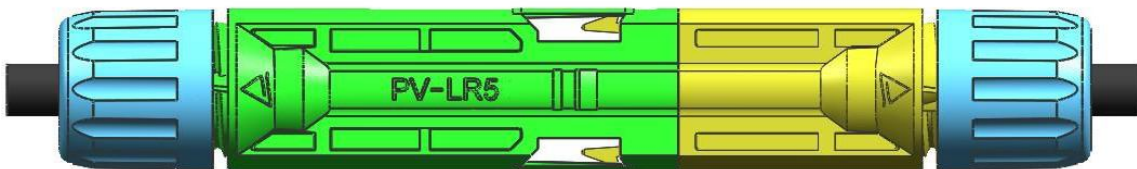


7.①连接器在电站安装时按以上步骤操作；

The connector shall be operated in accordance with the above steps when the power station is installed .

②在工厂产线安装时连接器正负极须对插到位,然后测量接触电阻,接触电阻应是减去线缆电阻后 $\leq 0.5\text{m}\Omega$ 。

The connector should be inserted in the factory installation, then measuring contact resistance, take off the cable resistance, it should be less than $0.5\text{m}\Omega$.





en.longigroup.com



注意事项

Matters Need Attention

- 禁止烷烃类物质接触连接器，如汽油、清洗润滑剂、电子复活剂等含有烷烃物质的溶剂。
- 产品装卸及运输过程中注意轻拿轻放，不要受外力重压，以免造成损坏。
- 在任何状况下不能将同一套的接线盒连接器公母插头插合在一起，防止电池板正负极短接烧损。
- 如果不是维护原因，请不要频繁进行连接系统的开合或插拔，这样会降低防水密封性能和使用寿命。
- Forbid alkane and ester material contacting jbox and connectors such as gasoline, clean lubricant, electronic agent of resurrection as shown in the table.
- Handle the Jbox lightly during the process of loading, unloading and transportation . Don't be pressure from outside force to avoid damage.
- The male and female connector in the same Jbox can not closed in any case to prevent the burning of the panels.
- Do not open and close the connectors too often which will decrease the water-proof performance and working life.

避免直接接触的化学物质列表

物质	影响
汽油	避免直接接触或封闭在密闭空间，可能导致接线盒表面轻微起皮。
白花油	避免直接接触或封闭在密闭空间，可能导致接线盒产生裂纹或开裂
活络油	避免直接接触或封闭在密闭空间，可能导致接线盒产生裂纹或开裂
丙酮	避免直接接触或封闭在密闭空间，可能导致接线盒产生裂纹或开裂
风油精	避免直接接触或封闭在密闭空间，可能导致接线盒产生裂纹或开裂
正骨水	避免直接接触或封闭在密闭空间，可能导致接线盒产生裂纹或开裂
天那水	避免直接接触或封闭在密闭空间，可能导致接线盒产生裂纹或开裂
脱模剂（如Pelicoat S-6等）	避免直接接触或封闭在密闭空间，可能导致接线盒表面腐蚀
可产生脞气的粘板胶及灌封胶（如KE-200、CX-200、chemlok等）	避免直接接触或封闭在密闭空间，可能导致接线盒产生裂纹或开裂，导致二极管脚及金属件发绿
TBP（可塑剂）	避免直接接触，可能导致接线盒产生裂纹或开裂。
机油（如KV46等）	避免直接接触，可能导致接线盒产生裂纹。
模温油	避免直接接触，可能导致接线盒产生裂纹。
酒精	避免直接接触，可能导致接线盒表面轻微起皮。
油脂（如Molykote EM-50L等）	避免直接接触，可能导致接线盒产生裂纹或开裂。
清洗剂	避免直接接触，可能导致接线盒产生裂纹或开裂。



en.longigroup.com

LONGI

避免直接接触的化学物质列表

Chemical list which need to avoid direct contact

Material	Influence
gasoline	avoid direct contact or keep in the enclosed space which may cause light peeling of the Jbox's surface.
white flower embrocation	avoid direct contact or keep in the enclosed space which may cause crack of the Jbox's
Musk oil	avoid direct contact or keep in the enclosed space which may cause crack of the Jbox's
acetone	avoid direct contact or keep in the enclosed space which may cause crack of the Jbox's
Essential Balm	avoid direct contact or keep in the enclosed space which may cause crack of the Jbox's
Bone-setting Liquor	avoid direct contact or keep in the enclosed space which may cause crack of the Jbox's
thinner	avoid direct contact or keep in the enclosed space which may cause crack of the Jbox's
release agent (such as Pelicoat S-6)	avoid direct contact or keep in the enclosed space which may cause erosion of the Jbox's surface.
silicon that can generate silicon gas (such as KE-200, CX-200, chemlok)	avoid direct contact or keep in the enclosed space which may cause crack of the Jbox's. Diode's leg and metal parts turn green.
TEP (plasticizer)	avoid direct contact or keep in the enclosed space which may cause crack of the Jbox's
machine oil (such as KV46)	avoid direct contact or keep in the enclosed space which may cause crack of the Jbox's
Mold temperature oil	avoid direct contact or keep in the enclosed space which may cause crack of the Jbox's
Alcohol	avoid direct contact or keep in the enclosed space which may cause peeling of the Jbox's surface.
grease (such as Molykote EM-50L)	avoid direct contact or keep in the enclosed space which may cause crack of the Jbox's
cleaner	avoid direct contact or keep in the enclosed space which may cause light peeling of the Jbox's surface.